



STEP 1

Visit the auctions website of MOBH foundation. Notify us 2 hours in advance about your exact time when your contacts/clients plan to participate at an auction so that we make sure everything is working and that our experts are prompt online for any chat support.

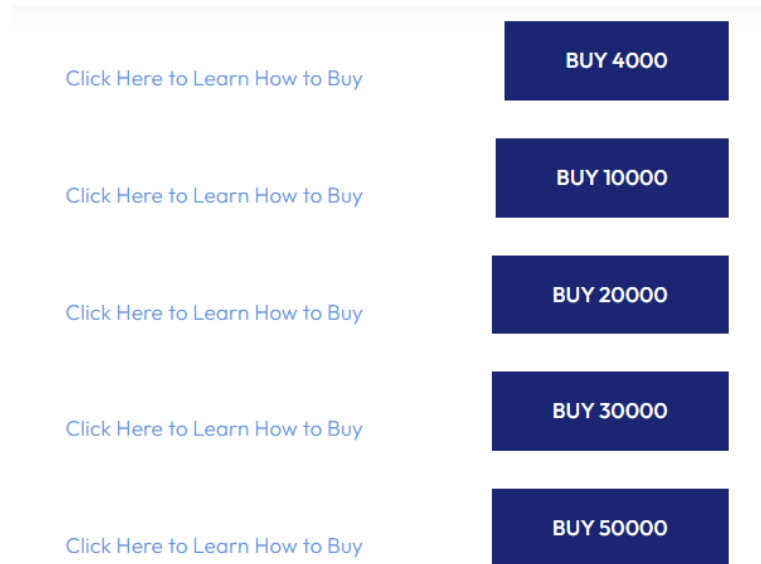
<https://mobhfoundation.org/>

STEP 2

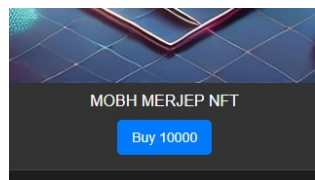
For every transaction when changing payment cards, you must create a new email and use that email for registration. Write down the password.

STEP 3


Visit any NFT product within the auction page (for example <https://mobhfoundation.org/product/mobh-eternity-vip4-life-nft/>) and at the bottom you have the option to join the auction or better directly choose the BUY buttons with different values for direct payment link:



Click on any of the four BUY buttons and look again for the **Buy** button. Via this method you are also getting this domain together with the NFT for life which will showcase the artwork forever, i.e. an eternity equivalent to “forever online”.



OR





STEP 4

Once you click on second BUY you shall see something like the following (depending on your IP the currency might be different but it will be equivalent to cca 4000 US dollars):

Order Summary

2 items

Subtotal (EUR) €778,942.65

Subtotal does not include applicable taxes

[Have a promo code?](#)

I'm Ready to Pay

You can click directly on the button “I am ready to pay” in order to proceed directly with the full bidding price at the auction. Choose the option “Continue with EMAIL” and then your contact that is going to make the payment shall enter an email (**for every CARD register one new email, so every user must have its own email with different card**) and type any password (which he must write down or remember for next steps in order to complete the process). Thus, please remember/save this new password that type as you will need it for the next step.

Create an Account

[Back to previous step.](#)

[redacted]@yahoo.com
[redacted]@yahoo.com
..... [Show](#)

Once you inputed your email which can be also your new username, choose a password, click on AGREE and click on CREATE ACCOUNT.



STEP 6



Let's secure your account

Verify your email to ensure you won't lose access to your account.

Email *

Send Verification Code

Skip


Click on SKIP button.



STEP 7

Checkout

Billing Information
All fields required unless otherwise stated.

Using PayPal? Log in now and checkout quicker. 

_____ or _____

Country / Region
Monaco

First Name
MOBH

Last Name
MOBH

+33 Phone Number
0999510

Address
Rue de la Paix

Address Cont.
MOBH

Address Cont.
MOBH

City
Paris

Province / Region
Paris

Zip Code
75001

Organization
MOBH

Tax ID

For correct tax calculation

Save

Order Summary

2 items [Edit order](#)

[View offer disclaimers](#)

Subtotal €778,942.65

Estimated Taxes and Fees -
(calculated after billing information)

Est. Total €778,942.65



Your Items (2) ▾

Your Items (2) ▾

★★★★☆ 4.6 out of 5. See all 112,448 reviews on ★ Trustpilot

Payment Method

Enter any details of the email owner and click SAVE.



STEP 8

Billing Information Edit

MOBH MOBH
Podgorica, Podgorica, Podgorica 81000, Montenegro
MOBH

Payment Method

Use as backup payment method for this account

[Have a promo code?](#)

Order Summary

2 items Edit order

[View offer disclaimers](#)

Subtotal €778,942.65
VAT and Fees €0.17

Total (EUR) €778,942.82


Your Items (2) ▼

4.6 out of 5. See all 112,448 reviews on

A part of window to input the card details will appear, input the card details, click Review order and complete the order.

STEP 9

You shall receive an email with order confirmation, just forward it to mobhnft@proton.me



STEP 10

Within several hours or less you will receive a second email with the following content:

Your account changes are ready for activation.

You're all set to become the registrant for:



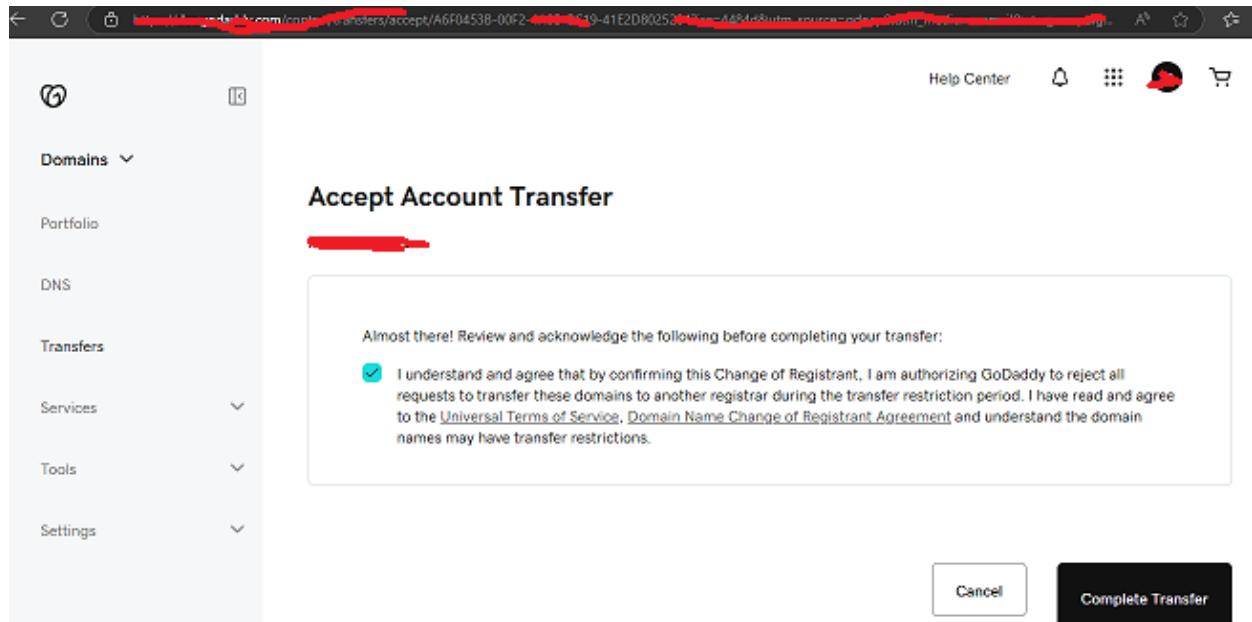
Activate Now →

Click on Activate Now.



STEP 11

After step 10 you shall see the following screen. Before clicking on COMPLETE TRANSFER please take a screenshot of the page and also copy the above link in your browser and send us both, as seen in the picture below:



It is very important that you copy and save the link leading to this page and make a screenshot of the page with the link before you click COMPLETE TRANSFER and send it to mobhnft@proton.me and wait for our reply when to click Complete Transfer.

Our experts can do for you also steps 9, 10 and 11 but we would require your email passwords and the newly create password of the portal that you used for the payment.

After this process is completed successfully, save all the documents and print them as these are your proofs of ownership of this NFT website gallery.

From our experience, the new online site together with the NFT will take several days to transfer to your name and be operational. Then another several days the funds will transfer to our account as it has to be paid from the Auction payment gateway as classical WIRE TRANSFER. Thus, total amount of days estimated for the payments to clear is 15-25 days, sometimes more depending on the country and card. After this, our accounting department will justify the BIDDING FUNDS, pay taxes and all auction costs (including payment processing fees, etc.) and only then the process can be considered fully completed i.e. once the funds are cleared and on our accounts without any blockage. Legitimacy, clearing and origin of



funds is purely the responsibility of the potential bidder/client and MOBH or his affiliates are not in charge for this part of the process or due diligence.